

Theme: Saint Patrick, Enlightener of Ireland

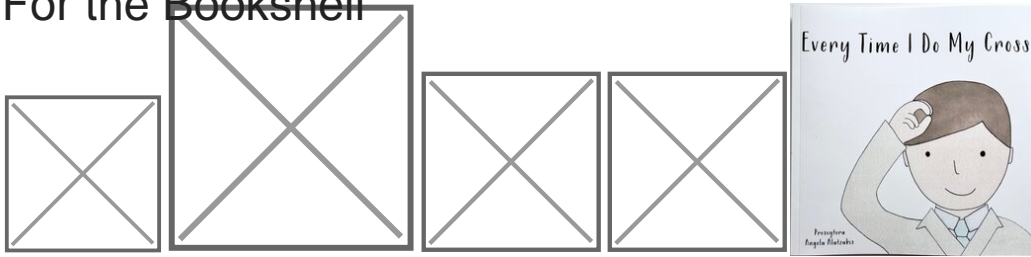
Mini-study on Saint Patrick and the Holy Trinity.

Feast day: 17th of March

- [Overview](#)
- [The Life of Saint Patrick](#)
- [The Holy Trinity](#)
- [The Sign of the Cross](#)

Overview

For the Bookshelf



For the Toy Shelves

[Saint Patrick Printables](#) and [Colouring Sheets](#)

Outings

The Life of Saint Patrick

Introduction

Watch a fourteen-minute video, "[Storytime with Presbyteria: Saint Patrick](#)", or in Gaelic a four-minute video, "[Pàdraig Naomh](#)".

Activity 1

Learn to sing the chorus of "[Pàdraig Abstol, Alleluia!](#)"

Activity 2

Saint Patrick drove the snakes out of Ireland. Make twisty pipe-cleaner snakes. Put them all in one basket or tub, then roll a dice and count out that many snakes into a second basket or tub. Repeat until all the snakes are gone.




Lunch Snack

Literally any green food arranged like a three-leaf shamrag.

Activity 3

Make a Trinity shamrock craft, such as [this one](#). You could display it on a background stamp-printed with three corks or a capsicum.



Activity 4

Watch a one-minute video: "[Còig Criomagan Latha Fhèil Phàdraig](#)".

The Holy Trinity

Introduction

Watch a four-minute video, "[St. Patrick's Bad Analogies](#)".

Activity 1

Make triangles, squares, and line segments from toothpicks and playdough. Use them to make 3D shapes. Which is the strongest? What does that tell us about the Holy Trinity?

Activity 2


Make nine large equilateral triangles (skewers, out of cardboard, etc) and colour each corner: red, blue, and yellow. Try to put all these triangles into [one large triangle](#). Then, try to make sure that each corner where the triangles meet has one of each colour.

Lunch Snack

Make triangle food.

Activity 3

Make a trinity knot stained-glass suncatcher or a triskelion knot.



Activity 4

Learn the "[Trinity Song](#)" to the tune of Frère Jacques:

God the Father, God the Father,

God the Son, God the Son,

God the Holy Spirit, God the Holy Spirit,

Three in One, Three in One.

The Sign of the Cross

Introduction

Watch a six-minute video from Rocko's Music Factory: "[The Sign of the Cross](#)".

Activity 1

Read through Part 8 of [St. Patrick's Breastplate](#):

Crìosda leam / Christ with me

Crìosda romham / Christ before me

Crìosda na mo dhèidh / Christ behind me

Crìosda annam / Christ within me

Crìosda fodham / Christ beneath me

Crìosda tharam / Christ above me

Crìosda air deas orm / Christ at my right

Crìosda air tuath orm / Christ at my left

Then, taking an icon of Christ, act it out: move the icon in front of, behind, to the left to the right, et cetera, as you read out the poem. For "Christ within me", do not swallow the icon; hold it between arms and chest, or bend over around it.

Activity 2

Practice making the sign of the cross. Make sure to imagine it as two lines across your body, rather than four points.

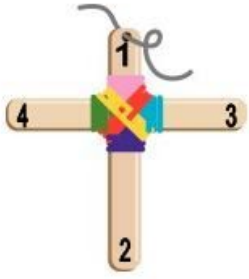
Discuss and practice the hand shape: three fingers for the Trinity and two pointing down for Christ's two natures. Really, making the sign of the cross is like a mini version of Patrick's Verse 8.

Lunch Snack

.

Activity 3

Make a Sign of the Cross pop-stick necklace, with numbers to remind you which order to make the points in. Wear it on your chest like a pectoral cross - or like St. Patrick's breast-plate.



Activity 4

Learn to sing "Dia air mo chulaibh" to the tune of "Be thou my vision".

*DIA AIR MO CHÙLAIBH, DIA RI MO THAOBH
DIA AIR MO BHEULAIBH IS 'NA MO BHEUL;
DIA 'NA MO CHRIDHE IS DIA 'NA MO SMUAIN
DIA LEAM GACH LATHA IS GU SÌORRAIDH BUAN.
AMEN
AIR Fonn "SOILLS' AIR MO SMUAIN"*