


# Spinal Column and Neurons

## Introduction

Watch a one-minute video, "[What is a Neuron?](#)" and a five-minute video, "[Annie & Dan Talk About MS](#)".


## Activity 1

Your brain lives inside your skull, but it's floating in brain juice, or cerebrospinal fluid. Put eggs inside a plastic egg shell, one by itself and one with water, and drop them from a height. Check on the eggs, and see which is damaged.



## Activity 2

Make a model brain cell using playdough, or pom-poms and pipecleaners. Add the pom-poms and pipecleaners on to the anatomy model.

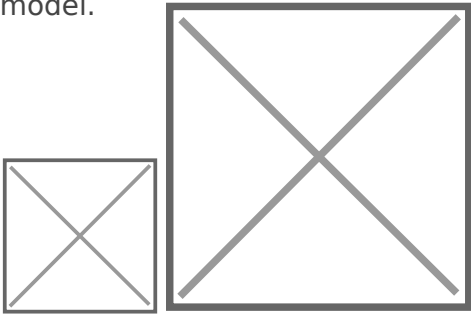


## Lunch Snack

Eat those poor hardboiled eggs from earlier.

## Activity 3

Use pasta, cheerios, and pipecleaners to make a model of the spinal cord. Add it to the anatomy model.



---

Revision #3

Created 15 November 2024 02:33:10 by Anna Pardee

Updated 15 November 2024 03:09:33 by Anna Pardee